

TF12-33 12V 33AH

VALVE REGULATED LEAD ACID BATTERY



Specification

Nominal Voltage	12V	
Nominal Capacity(10HR)	33AH	
Dimension	Length	197 ±2mm (7.76 inches)
	Width	130 ±2mm (5.11 inches)
	Container Height	160 ±2mm (6.29 inches)
	Total Height (with Terminal)	170 ±2mm (6.70 inches)
Approx Weight	Approx 9kg (19.8 lbs)	
Terminal	T6 / T12	
Container Material	ABS	
Rated Capacity	34.5 AH/1.976A	(20hr ,1.80V/cell,25°C/77°F)
	32.7 AH/3.8A	(10hr,1.80V/cell,25°C/77°F)
	29.7 AH/6.55A	(5hr,1.75V/cell,25°C/77°F)
	23.2 AH/9.89A	(3hr,1.75V/cell,25°C/77°F)
Max. Discharge Current	456A (5s)	
Internal Resistance	Approx 10 mΩ	
Operating Temp.Range	Discharge	-15 ~ 50°C (5 ~ 122°F)
	Charge	0 ~ 40°C (32 ~ 104°F)
	Storage	-15 ~ 40°C (5 ~ 104°F)
Nominal Operating Temp. Range	25 ±3°C (77 ±5°F)	
Cycle Use	Initial Charging Current less than 11.4 A.Voltage	
	14.4V~15.0V at 25°C(77°F)Temp. Coefficient -30mV/°C	
Standby Use	No limit on Initial Charging Current Voltage	
	13.5V~13.8V at 25°C(77°F)Temp. Coefficient -20mV/°C	
Capacity affected by Temperature	40°C (104 °F)	103%
	25°C (77 °F)	100%
	0°C (32 °F)	86%
Self Discharge	Techfine batteries may be stored for up to 6months at 25°C(77°F)and battery should be recharge before use . For higher temperatures the time intervalwill be shorter.	

Applications

- All purpose
- Uninterruptable Power Supply (UPS)
- Electric Power System (EPS)
- Emergency backup power supply
- Emergency light
- Railway signal
- Aircraft signal
- Alarm and security system
- Electronic apparatus and equipment
- Communication power supply
- DC power supply
- Auto controlsystem

ISO 9001	ISO 14001	OHSAS 18001	TLC
CE	RoHS	UL	ISIRI

Constant Current Discharge (Amperes) at 25 °C (77°F)

F.V/Time	5min	10min	15min	20min	30min	45min	1h	2h	3h	4h	5h	6h	8h	10h	20h
1.85V/cell	65.0	51.1	43.5	36.4	28.9	21.9	17.9	11.4	9.02	7.37	5.94	5.17	4.20	3.59	1.96
1.80V/cell	87.3	65.3	52.5	43.0	34.1	25.4	20.1	12.5	9.71	7.87	6.38	5.55	4.45	3.80	1.98
1.75V/cell	98.4	71.8	57.4	46.2	35.4	26.4	21.0	12.9	9.89	8.04	6.54	5.70	4.53	3.84	2.00
1.70V/cell	108.4	78.2	61.3	48.6	36.9	27.5	21.7	13.4	10.2	8.26	6.71	5.82	4.59	3.88	2.03
1.65V/cell	119.5	84.4	65.1	51.6	38.9	28.1	22.4	13.8	10.6	8.54	6.90	5.95	4.67	3.96	2.06
1.60V/cell	131.8	91.7	69.7	55.0	41.0	29.3	23.2	14.3	10.9	8.81	7.13	6.08	4.71	4.00	2.07

Constant Power Discharge (Watts) at 25 °C (77°F)

F.V/Time	5min	10min	15min	20min	30min	45min	1h	2h	3h	4h	5h	6h	8h	10h	20h
1.85V/cell	118.9	94.5	81.1	68.6	55.1	42.1	34.6	22.2	17.6	14.4	11.6	10.2	8.29	7.10	3.88
1.80V/cell	157.9	119.3	96.7	79.9	64.0	48.5	38.5	24.0	18.8	15.3	12.4	10.9	8.77	7.51	3.91
1.75V/cell	174.3	128.9	104.3	85.1	65.9	49.9	40.1	24.8	19.1	15.6	12.7	11.1	8.90	7.57	3.94
1.70V/cell	186.6	137.4	109.9	88.7	68.2	51.7	41.2	25.8	19.6	16.0	13.0	11.3	9.01	7.64	4.01
1.65V/cell	202.8	146.9	115.9	93.6	71.4	52.5	42.3	26.3	20.3	16.5	13.3	11.6	9.13	7.79	4.06
1.60V/cell	218.5	155.8	121.9	98.6	74.8	54.4	43.6	27.1	20.9	16.9	13.7	11.8	9.20	7.86	4.08

Note The above data are average values, and can be obtained with 3 charge/discharge cycles. These are not minimum values.

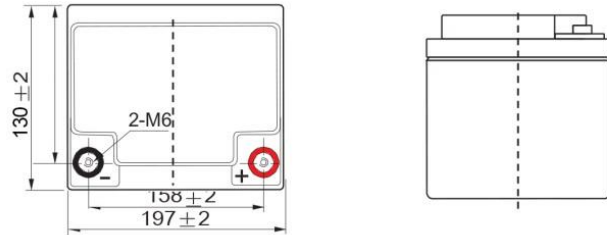
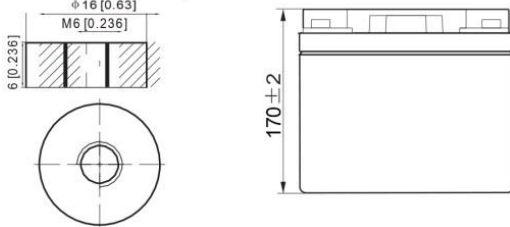
TF12-33 12V 33AH

VALVE REGULATED LEAD ACID BATTERY

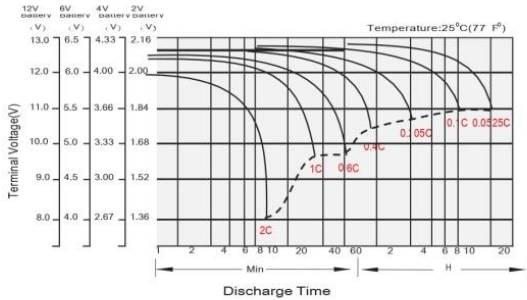
Dimensions

T6 Terminal

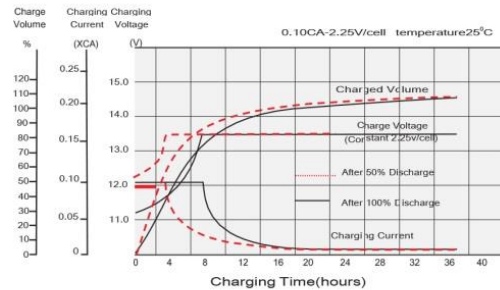
Unit: mm [inches]



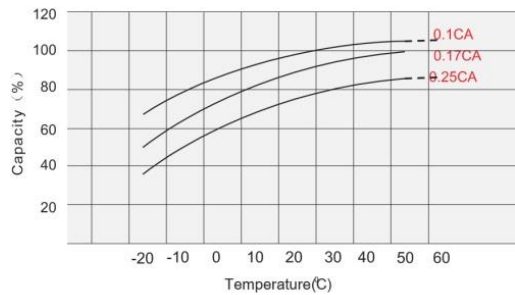
Discharge Characteristics



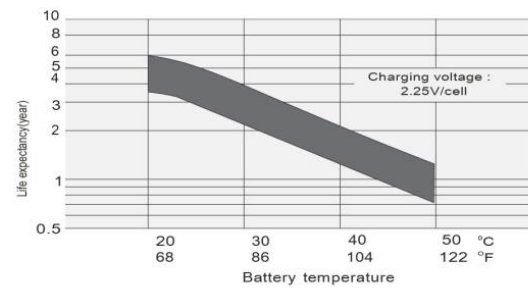
Float Charging Characteristics



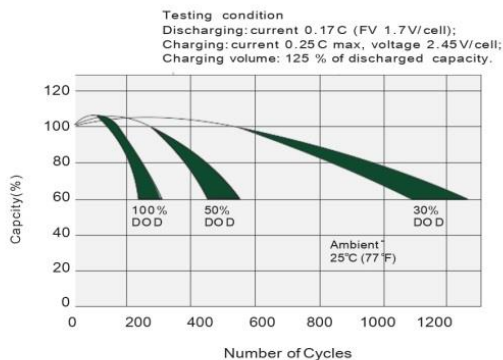
Temperature Effects in Relation to Battery Capacity



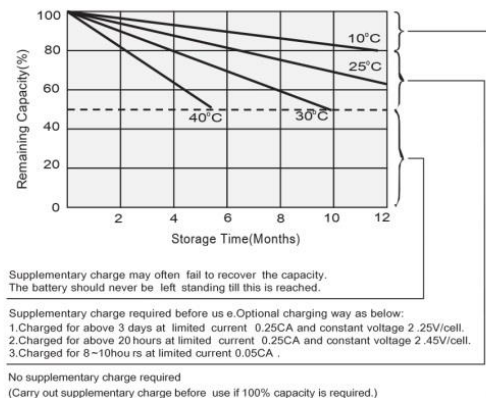
Effect of Temperature on Long Term Float Life



Cycle Life in Relation to Depth of Discharge



Self Discharge Characteristics



This information is generally descriptive only and is not intended to make or imply any representation, guarantee or warranty with respect to any cells and batteries. Cell and battery designs/specification are subject to modification without notice. Contact us for the latest information.